

# **SINGER**

## **111W100**

# INSTRUCTIONS FOR ORDERING

5

In ordering from this list, use ONLY the PART number in the FIRST column.

The number stamped on a Sewing Machine Part is the number of the Single Part only, except when the part includes Set Screws, Clamping Screws, Studs and Rollers Spun on, Small Wires riveted, or Parts soldered together, etc., which it is necessary to furnish in combination.

Every combination of parts sent out has its specific number which, although not stamped on Parts (except in above case), must be used when ordering the combination.

Each number always indicates the SAME PART in whatever list it appears, or for whatever Machine.

The letters after some of the numbers indicate the style of finish only, as follows:

- A. Hardened, Polished, Nickel Plated and Buffed.
- B. Polished, Nickel Plated and Buffed.
- C. Hardened only.
- D. Polished only.
- E. Soft, not polished.
- F. Hardened and Polished.
- H. Blued.
- J. Nickel Plated only.
- R. Merlized.
- X. Black Oxide.
- XC. Hardened and Black Oxide.
- Y. Blade Nickel only.

These letters MUST BE USED when they appear in the list and AFTER the number, as in the list.

## In this series


200001 to 201500 and 350001 to 351500 are Screw Numbers.  
201501 to 201800 and 351501 to 351800 are Nut Numbers.  
201801 to 202000 and 351801 to 352000 are Roller Numbers.  
202001 to 350000 are Numbers of Machine Parts.

The figures in the second column refer only to the plate in which the illustration of the part is shown and are NOT TO BE USED in ordering.

Two or more numbers over a cut indicate that the difference between such parts is not visible in an illustration.

Parts marked with an asterisk (\*) are furnished only when repairs are made at the factory.

## LIST OF PARTS COMPLETE FOR



## MACHINE No. IIIw100

VERTICAL HOOK.

HIGH SPEED.

COMPOUND FEED.

FOR CLOTHING, CLOAKS, SUITS, OVERCOATS, ETC.

No.	Plate	Name
*237175	-----	Arm with 202135
240069	16582	" Cap with 244071
244071	-----	" " Oil Wick
200278H	14327	" " Screw
202248	14327	" " " Washer
204235	14327	" Position Pin (2)
200004E	14327	" Screw (3)
202005	14327	" " Washer (3)
224102	16591	" Shaft with 200357E and 224392
240802	16582	" " Bushing (back) with 202244
202244	-----	" " " " Oil Packing (wick)
200338C	14327	" " " " Set Screw
207080	16582	" " " (front) with 202244
202244	-----	" " " " Oil Packing (wick)
200502B	14327	" " " " Thumb Screw
200341C	16589	" " " " Set Screw
224103	14348	" " Connection Belt

## PARTS FOR MACHINE No. IIIw100

No.	Plate	Name
224104	16582	Arm Shaft Connection Belt Pulley with 200327C, 200602E and two 202253
200602E	14327	Arm Shaft Connection Belt Pulley Position Screw
200327C	14327	Arm Shaft Connection Belt Pulley Set Screw
202253	14327	" " " " " Spring
		Flange
224113	14327	Arm Shaft Connection Belt Timing Collar with 200113F
200113F	14327	Arm Shaft Connection Belt Timing Collar Set Screw
224139	14327	Arm Shaft Connection Belt Timing Plate
200164B	14327	" " " " " " "
		Screw (2)
224392	-----	Arm Shaft Oil Packing (wick)
200357E	14327	" " " " Stop Screw
235096	16591	Balance Wheel (disc) (belt groove 2-1/2 in.diam.) with 200328C and 200335C
200328C	14327	Balance Wheel Position Screw
200335C	14327	" " Set Screw
*240002	-----	Bed
54897	14327	" Oil Cup
240003	16582	" Slide (back)
223811	14366	" " " Stop
223812	14366	" " " Spring
240004	16582	" " (front)
203470	14366	Bobbin
*236691	-----	" Case
203648	14366	" " Latch
*202056	-----	" " Pin
203473	14366	" " Plunger
203474	14366	" " Spring
241674	-----	" Oiling Felt
241675	14366	" " Retainer
350405C	14366	" " " Screw
224004	14366	" " Opener
224005	14366	" " Lever with 201349C, 201542C and 203101
201349C	14366	Bobbin Case Opener Lever Driving Screw Stud
201542C	14366	Bobbin Case Opener Lever Driving Screw Stud Nut
203101	-----	Bobbin Case Opener Lever Driving Screw Stud Oil Packing (wick)
223622	14366	Bobbin Case Opener Lever Hinge Stud with 202277
202277	-----	Bobbin Case Opener Lever Hinge Stud Oil Packing (wick)
200364C	14366	Bobbin Case Opener Lever Hinge Stud Set Screw

## PARTS FOR MACHINE No. IIIw100

No.	Plate	Name
223623	14366	Bobbin Case Opener Lever Link
200118D	14366	" " " Screw
236083	16589	" " Tension Spring
201016F	16589	" " " Regulating Screw
200594C	16589	" " " Screw
203216	-----	" " Washer (cloth)
236692	16589	Bobbin Case complete, Nos. 200594C, 201016F, 202056, 203216, 203473, 203474, 203648, 236083, 236691, 241674, 241675 and two 350405C
210911	16591	Face Plate
202135	14366	" " Position Pin
200473B	14366	" " Thumb Screw
240037	14330	Feed Bar
240038	-----	" " 240037 with 224052, 225837 and 350197E
350393C	14366	Feed Bar Hinge Screw (driving)
201518E	14366	" " " Nut
240012	16590	" Dog, 46 needle hole, for needle sizes 16 and 18
200106E	14366	Feed Dog Screw (2)
224106	16591	" Driving Connection with 200049D and 202277
201171C	14366	Feed Driving Connection Hinge Screw
201517E	16589	" " " " Nut
202277	-----	" " " " Oil
		Packing (wick)
202277	-----	Feed Driving Connection Oil Packing (wick)
200049D	16589	" " Pinch Screw
202300	16584	" " Eccentric Regulating Bracket
224107	-----	" " " "
		202300 with 224108, two each 200256C and 201525E
224108	16584	Feed Driving Eccentric Regulating Bracket Flange with 200383C and 200437C
200437C	16589	Feed Driving Eccentric Regulating Bracket Flange Position Screw
200383C	16589	Feed Driving Eccentric Regulating Bracket Flange Set Screw
200256C	16589	Feed Driving Eccentric Regulating Bracket Hinge Screw
201525E	16589	Feed Driving Eccentric Regulating Bracket Hinge Screw Nut
202301	16589	Feed Driving Eccentric Regulating Bracket Plunger
202595	16589	Feed Driving Eccentric Regulating Bracket Plunger Spring
200607C	16589	Feed Driving Eccentric Regulating Bracket Plunger Spring Stop Screw

## PARTS FOR MACHINE No. IIIw100

No.	Plate	Name
200256C	16589	Feed Driving Eccentric Regulating Bracket Stop Screw
201525E	16589	Feed Driving Eccentric Regulating Bracket Stop Screw Nut
200429C	16589	Feed Driving Eccentric Regulating Screw
200383C	16589	" " " " " "
		Check Screw
223650	14348	Feed Driving Rock Shaft
240031	-----	" " " " 223650 with 201518E, 240038 and 350393C
223652	14331	Feed Driving Rock Shaft Crank with 200019E
200019E	14331	" " " " " Pinch Screw
202625	14331	" " " " " Stop Collar with two 200383C (2)
200383C	16589	Feed Driving Rock Shaft Stop Collar Set Screw
224154	14331	Feed Lifting Cam with 201220C
224052	14331	" " " Fork with 200173D and 223655
350197E	16589	Feed Lifting Cam Fork Screw
225837	14331	" " " " " Washer
223655	-----	" " " " " Oiling Felt
200173D	14331	" " " " " Screw
201220C	14331	" " " " " Set Screw
224122	14330	" Regulating Spindle with 202311, 202443 and 202619
*202311	-----	Feed Regulating Spindle Head
202443	14331	" " " " " Pin
202619	14331	" " " " " Position Pin
*224016	-----	Hook (sewing)
224115	14331	" 224016 with 224025, 224100, two each 200590H and 201253F
237204	-----	Hook and Bobbin Case complete, Nos. 224115 and 236692
224019	14331	Hook Bushing (lower) (bronze)
200364C	14366	" " " " " Set Screw
224020	14331	" " " (upper) (bronze)
200446C	14331	" " " " " Position Screw
223867	13234	" Driving Gear (spiral) with 200362C and 201222C
201222C	13234	Hook Driving Gear Position Screw
200362C	13234	" " " " " Set Screw
224021	14331	" " " Pinion (spiral) with two 200382C
200382C	14354	" " " " " Set Screw
224022	14331	" " " " " Thrust Washer
240017	16591	" " " " " Shaft
224111	14330	" " " " " Bushing (back) with 202244
202244	-----	" " " " " Oil Packing (wick)
237529	14330	Hook Driving Shaft Bushing (front)

## PARTS FOR MACHINE No. IIIw100

No.	Plate	Name
200327C	14327	Hook Driving Shaft Bushing Set Screw (2)
224112	14330	" " " " " Connection Belt Pulley with 202253 and two 201254C
201254C	14331	Hook Driving Shaft Connection Belt Pulley Set Screw
202253	14327	Hook Driving Shaft Connection Belt Pulley Spring Flange
224100	14331	Hook Gib
201253F	13234	" " " " " Screw
223850	-----	" Saddle with 200009E
224024	14330	" " 223850 with 200364C, 200446C, 224019 and 224020
223681	14330	Hook Saddle Bearing
200335C	14327	" " " " " Set Screw
240018	14330	" " " " " Oil Guard
240019	-----	" " " " " Felt
200160D	14354	" " " " " Screw (2)
200009E	13234	" " " " " Pinch Screw
200006E	13234	" " " " " Screw
225585	13234	" " " " " Washer
240033	-----	Hook Saddle complete, Nos. 200118D, 200364C, 223622, 223623, 224004, 224005, 224021, 224022, 224024 and 237204
224025	14331	Hook Washer
200590H	14331	" " " " " Screw
240067	16584	Knee Lifter Connection Lever
200262H	14354	" " " " " Hinge Screw
223684	16591	" " " " " Lifting Rod with 202302
202302	13234	Knee Lifter Connection Lever Lifting Rod Cotter Pin
206628	14354	Knee Lifter Connection Lever Lifting Rod Spring
227227	14354	Knee Lifter Connection Lever Lifting Rod Spring Collar with 200113F
200113F	14327	Knee Lifter Connection Lever Lifting Rod Spring Collar Set Screw
240068	16591	Knee Lifter Lifting Lever
200262H	14354	" " " " " Hinge Screw
240020	14330	Needle Bar with 200125F, 200175D and 240039
202552	13234	Needle Bar Connecting Link
264718	16586	" " " " " Oil Guard
200161D	16577	" " " " " " " Screw
202333	16577	" " " " " Stud with 202254
202254	-----	" " " " " Oil Packing (wick)
200374C	13234	Needle Bar Connecting Link Stud Set Screw
200383C	16589	" " " " " " " " "
223688	16586	" " " " " Stud with 200072C and 202330

## PARTS FOR MACHINE No. IIIw100

No.	Plate	Name
202330	-----	Needle Bar Connecting Stud Oil Packing (wick)
200072C	14354	Needle Bar Connecting Stud Pinch Screw
202692	14330	" " Crank with 200335C, 200374C, 200383C, 200428C and 202333
240021	-----	Needle Bar Crank 202692 with 202399, 202400, 202552, 223688 and 240022
203172	16577	Needle Bar Crank Friction Washer
200428C	16577	" " " Position Screw
200335C	14327	" " " Set Screw
237339	16591	" " Rock Frame
210910	13234	" " " Hinge Stud with 202277
202277	-----	" " " " " Oil Packing (wick)
200347C	13234	Needle Bar Rock Frame Hinge Stud Set Screw
202666	16577	" " " " Position Bracket
200098F	14354	" " " " " Screw
223690	-----	" " " " Rock Shaft
223691	14348	" " " " " 223690 with 200387C and 210920
223692	16591	Needle Bar Rock Frame Rock Shaft Crank with 200029E
223693	16591	Needle Bar Rock Frame Rock Shaft Crank Connection with 202277
200833C	16577	Needle Bar Rock Frame Rock Shaft Crank Connection Hinge Screw
201522E	16589	Needle Bar Rock Frame Rock Shaft Crank Connection Hinge Screw Nut
202277	-----	Needle Bar Rock Frame Rock Shaft Crank Connection Oil Packing (wick)
200029E	16577	Needle Bar Rock Frame Rock Shaft Crank Pinch Screw
202668	16577	Needle Bar Rock Frame Slide Block
210920	-----	" " " " " " 202668 with 201141C
201141C	16586	Needle Bar Rock Frame Slide Block Stud
200387C	14354	" " " " " " " Set Screw
240039	14354	Needle Bar Thread Guide
200175D	14354	" " " " " Screw
200125F	14354	" Set Screw
208566	16584	Presser Bar with 200074F
207072	16577	" " Bushing (2)
200352C	16586	" " " Set Screw (2)
202671	14354	" " Lifter
200653C	14354	" " Hinge Screw
207963	14354	" " Lifting Releasing Lever Bracket
200975F	14354	" " " " " Guide Screw

## PARTS FOR MACHINE No. IIIw100

No.	Plate	Name
206608	14354	Presser Bar Lifting Releasing Lever Bracket Spring
202337	14354	Presser Bar Position Guide
202338	14354	" " " " Lever with 200086F
200086F	16589	Presser Bar Position Guide Lever Pinch Screw
200352C	16586	Presser Bar Position Guide Set Screw
207965	16591	" " Spring (flat)
210949	14354	" " " Bracket with 200086C
200086C	16589	" " " Pinch Screw
200538C	14354	" " " Regulating Screw
200948F	14354	" " " Support Screw
202090	14354	" Foot Hinge Pin
203013	-----	" " Plate
200074F	14354	" " Screw
215911	-----	" " Shank
229882	16586	Presser Foot (hinged) complete, Nos. 202090, 203013 and 215911
240022	16589	Take-up Lever
202399	16577	" " Driving Stud with 202277
202277	-----	" " " Oil Packing (wick)
202400	16577	Take-up Lever Hinge Stud with 202423
202423	-----	" " " " Oil Packing (wick)
200363C	16578	" " " " Set Screw
202401	-----	" " Oiling Felt
200132E	16589	" " " Screw
240023	16589	Tension Bracket with 201224B and 236060
200159F	16578	" " Screw
240446	-----	Tension Bracket complete, Nos. 200978H, 201199F, 204271, 223438, 223703, 223704, 223706, 237174, 240023, two each 200309E, 201572B and 244048
244048	13234	Tension Disc
236060	16578	" " Position Pin
223703	16578	" Release Lever
235072	16586	" " " Rod
200309E	16578	" " " Screw
223704	16578	" " Plunger
204271	16578	" " Washer
223438	16578	" Spring
201224B	16578	" Stud
201572B	10886	" Thumb Nut
223706	16578	Thread Controller Disc
200978H	16589	" " " Screw
237174	16578	" " Spring
242117	16586	" " " Stop
200132E	16589	" " " Screw
201199F	16578	" " Stud with 204925

## PARTS FOR MACHINE No. IIIw100

No.	Plate	Name
200061C	16578	Thread Controller Stud Set Screw
201572B	10886	" " " Thumb Nut
204925	16578	" " " Washer
202412	16578	" Guide
224040	16578	" "
210954	16586	" " (lower)
210955	16578	" " (upper)
200582H	16578	" " Screw (4)
240034	16587	" Retainer
200355H	16578	" " Set Screw
240027	16590	Throat Plate
691F	16587	" " Screw (2)

## MACHINE No. IIIw102

VERTICAL HOOK. HIGH SPEED.  
COMPOUND FEED.  
FOR HEAVY WORK.

SAME AS MACHINE No. IIIw100 WITH THE

FOLLOWING EXCEPTIONS:

No.	Plate	Name
*235099	-----	Bobbin Case, in place of 236691
203214	14366	" " Tension Spring, in place of 236083
200984C	16577	Bobbin Case Tension Spring Regulating Screw, in place of 201016F
235100	14366	Bobbin Case complete, Nos. 200594C, 200984C, 202056, 203214, 203216, 203473, 203474, 203648, 235099, 241674, 241675 and two 350405C, in place of 236692
237777	16591	Face Plate, in place of 210911
240013	16590	Feed Dog, 40 needle hole, for needle size 20, in place of 240012
*240041	-----	Hook (sewing), in place of 224016
240042	16590	" 240041 with 203525, 224025, two each 200590H and 201253F, in place of 224115
240071	-----	Hook and Bobbin Case complete, Nos. 235100 and 240042, in place of 237204
240167	16590	Hook Driving Pinion (spiral) with 200382C and 201220C, in place of 224021
201220C	14331	Hook Driving Pinion Position Screw
*240045	-----	" " Shaft Connection Belt Pulley with 202253 and 240049, in place of 224112
*240046	-----	Hook Driving Shaft Connection Belt Pulley Driving Flange with two 201254C
240047	16590	Hook Driving Shaft Connection Belt Pulley Driving Flange Locking Plunger
240048	16590	Hook Driving Shaft Connection Belt Pulley Driving Flange Locking Plunger Spring
240049	16590	Hook Driving Shaft Connection Belt Pulley Driving Flange Locking Plunger Spring Socket
201254C	14331	Hook Driving Shaft Connection Belt Pulley Driving Flange Set Screw
240050	-----	Hook Driving Shaft Connection Belt Pulley Safety Clutch complete, Nos. 240045 to 240048
203525	16590	Hook Gib, in place of 224100
240044	-----	Hook Saddle complete, Nos. 200118D, 200364C, 223622, 223623, 224004, 224005, 224022, 224024, 240071 and 240167, in place of 240033

No.	Plate	Name
240051	-----	Needle Bar Crank 202692 with 202399, 202400, 202552, 223688 and 241518, in place of 240021
241518	16586	Take-up Lever, in place of 240022
241755	-----	Thread Lubricator Oil Pad (felt)
237779	16587	" " " " Holder
240439	16587	" " " " Retainer
241758	16587	" " " " Reservoir
241759	-----	" " " " Wick
350280F	16587	" " " " Screw
214838	16587	" " " " Washer
237780	-----	Thread Lubricator complete, Nos. 214838, 237779, 240439, 241755, 241758, 241759 and 350280F

Genuine Singer Needles should be used  
in Singer Machines.  
These Needles and their Containers  
are marked with the  
Company's Trade Mark "SIMANCO." 1

Needles in Containers marked  
"For Singer Machines"  
are not Singer made needles. 2

## ACCESSORIES

## FOR MACHINE No. IIIw100

No.	Plate	Name
200157B	16578	Attachment Screw
200861D	16587	Bed Slide (back) Locking Thumb Screw
203470	14366	Bobbin (5)
*225482	-----	" Case Screw Driver Blade
*225483	-----	" " " " Handle
225497	14334	Bobbin Case Screw Driver complete, Nos. 225482 and 225483
231337	14354	Cloth Guide
200861D	16587	" " Thumb Screw
135 x 7	-----	Needles, six, size 18
224121	-----	Drip Pan, 20 in. long, with four 1 in. wire nails
12361	14334	Machine Hinge Connection (2)
41400	14334	" Rest Pin (wood)
120342	14334	Oiler (copper plated) with 120343
120343	14334	" Spout, 3-1/2 in. long
*225484	-----	Screw Driver Blade
*225485	-----	" " Handle
225498	14334	Screw Driver complete (7-1/4 in. long), Nos. 225484 and 225485
225554	14334	Wrench (steel)

## BOBBIN WINDER

(SWINGING AUTOMATIC, RIGHT HAND)

225453	10886	Frame with 202277 and 225438
225454	10886	" Hinge Pin
202277	-----	" Oil Packing (wick)
225438	10886	" " Well Cap
225455	10886	" Spring
225456	10886	" " Plunger
202473	10885	Pulley with 200380C
200380C	10886	" Set Screw
225381	10886	Spindle
225444	10886	Stop Latch
200056E	10886	" " Screw
225458	10886	" " Thumb Lever
225459	10886	" " " " Hinge Stud
225459	10886	" " " " Joint Stud
202478	10886	" " Trip Lever
200299H	10886	" " " " Hinge Screw
225461	10886	Tension Bracket with 201499B
200082D	10886	" " " " Screw
228026	10886	" " " " Washer



## ACCESSORIES

No.	Plate	Name
2102	10886	Tension Disc
202407	10886	" Spring
201499B	10886	" Stud
201572B	10886	" " Thumb Nut
225462	-----	Bobbin Winder Tension Bracket complete, Nos.201572B,202407,225461 and two 2102
225433	10885	Bobbin Winder and Tension Bracket Base
225382	10885	Universal Bobbin Winder complete,Nos. 200056E,200082D,200299H,202473,202478 225381,225433,225444,225453 to 225456, 225458,225462,228026,two each 225459 and wood screws 3/4 in.,No.12,R.H.B.

## KNEE LIFTER

228294	15911	Rock Lever with two 356C
228295	15911	" " Bracket with 356C and four wood screws 7/8 in.,No.12
228299	-----	Rock Lever Bracket 228295 with 228294 and 228297
228296	15911	Rock Lever Extension with 200529C
356C	15911	" " " Set Screw
228297	15911	" " Hinge Pin
356C	15911	" " " Set Screw
228284	15911	" " Knee Plate with 356C
202455	15911	" " " Arm
356C	15911	" " " Set Screw
356C	15911	" " " Set Screw
227728	15911	" " Rod with 227729
*227729	-----	" " Cap
200529C	15911	" " Set Screw
228298	15911	Knee Lifter complete,Nos.202455,227728, 228284,228296 and 228299

(Other Knee Lifter Parts are listed with parts  
of machine head.)

## FOR MACHINE No. IIIw102

SAME AS FOR MACHINE No. IIIw100 WITH THE  
FOLLOWING EXCEPTIONS:

135 x 17 ----- Needles,six,size 23,in place of 135 x 7

## FEED DOGS

No.	Plate	Name
240011	16590	Feed Dog,40 needle hole,for needle size 20,for 240026
240012	16590	Feed Dog,46 needle hole,for needle sizes 16 and 18,for 240027
240013	16590	Feed Dog,40 needle hole,for needle size 20,for 240027
240014	16590	Feed Dog,50 needle hole,for needle sizes 14 and 15,for 240027

## THROAT PLATES

240026	16590	Throat Plate,for 240011
240027	16590	" " " 240012

## FOOT LIFTER

PARTS REQUIRED FOR CHANGING FROM  
KNEE LIFTER TO FOOT LIFTER

223733	16591	Lifting Lever Extension
200082D	10886	" " " Screw
227561	16578	" " Spring
200835D	16587	" " " Stop Screw

## FOOT LIFTER

227952	15352	Lever (left or right) with 227954
227678	15352	" Chain,48 in.long,with 202784
227954	16587	" " Hook (lower)
202784	16578	" " " (upper)
225016	16587	" Hinge Pin
227953	15352	" Stand with two wood screws 1 in.No. 12
227955	15352	Foot Lifter Lever (left or right) com- plete,Nos.225016,227678,227952 and 227953

## THREAD UNWINDER

225257	14363	Spool Rest (for two spools) (flat) with 201018C
150203	-----	Spool Rest Cushion (felt)
225388	14363	" " Rod
200383C	16589	" " " Set Screw



## THREAD UNWINDER

No.	Plate	Name
201018C	16578	Spool Rest Set Screw
202490	14363	" Stand with 200383C
225391	14363	Thread Guide
201696J	16578	" " Lock Nut
225326	16587	" " Position Cup
225324	14363	" " Rod with 208E and 225322
208E	16578	" " " Screw
225322	14363	" " " Washer
225258	14363	Thread Unwinder (for two spools) (flat) complete, Nos. 201696J, 202490, 225257, 225324, 225326, 225388, two each 150203, 225391 and three wood screws 7/8 in., No. 12

## MISCELLANEOUS PARTS

## USED IN CONJUNCTION WITH THREAD UNWINDER

60913	14363	Spool Weight with 60914
60914	-----	" " Center Pin
225377	14363	" Wire, for small spools
27739	14363	Thread Cone (wood)


Genuine Singer Needles should be used  
in Singer Machines.  
These Needles and their Containers  
are marked with the  
Company's Trade Mark "SIMANCO." 1

Needles in Containers marked  
"For Singer Machines"  
are not Singer made needles. 2

PLATE 10885 — ONE-FOURTH SIZE

---

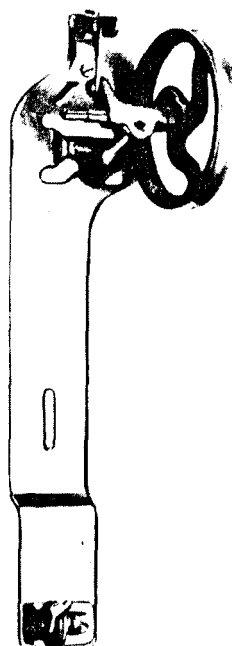
225433



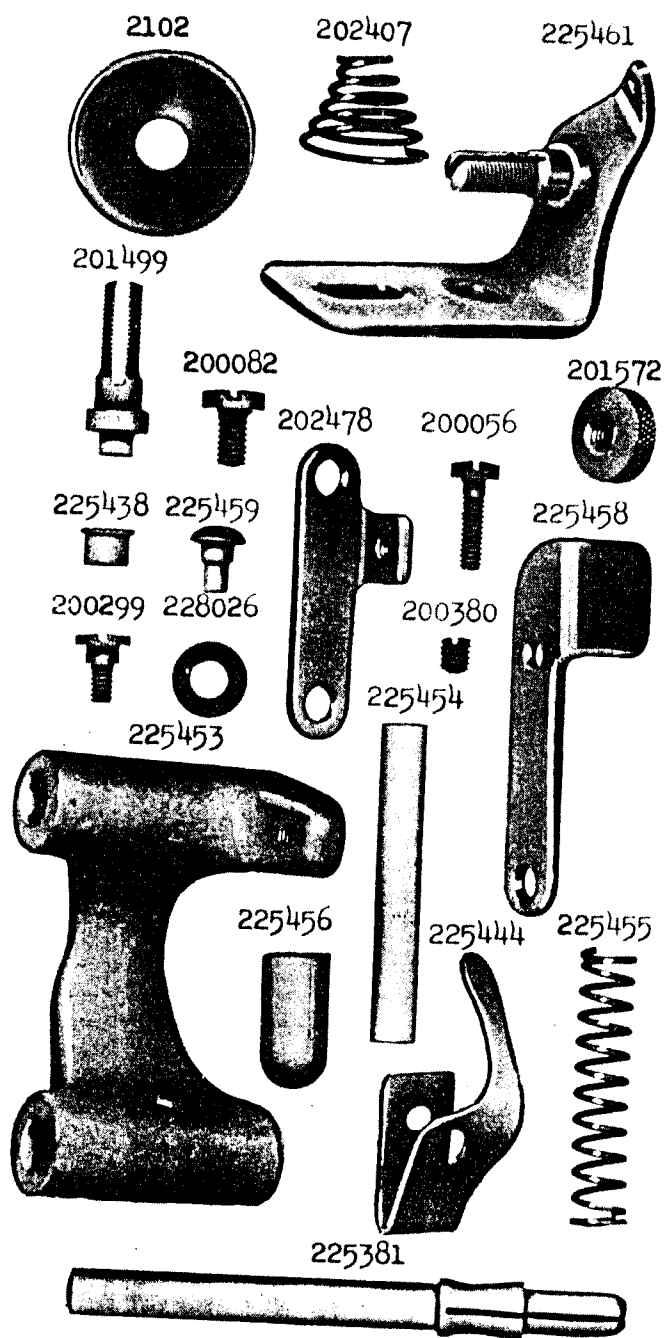
202473



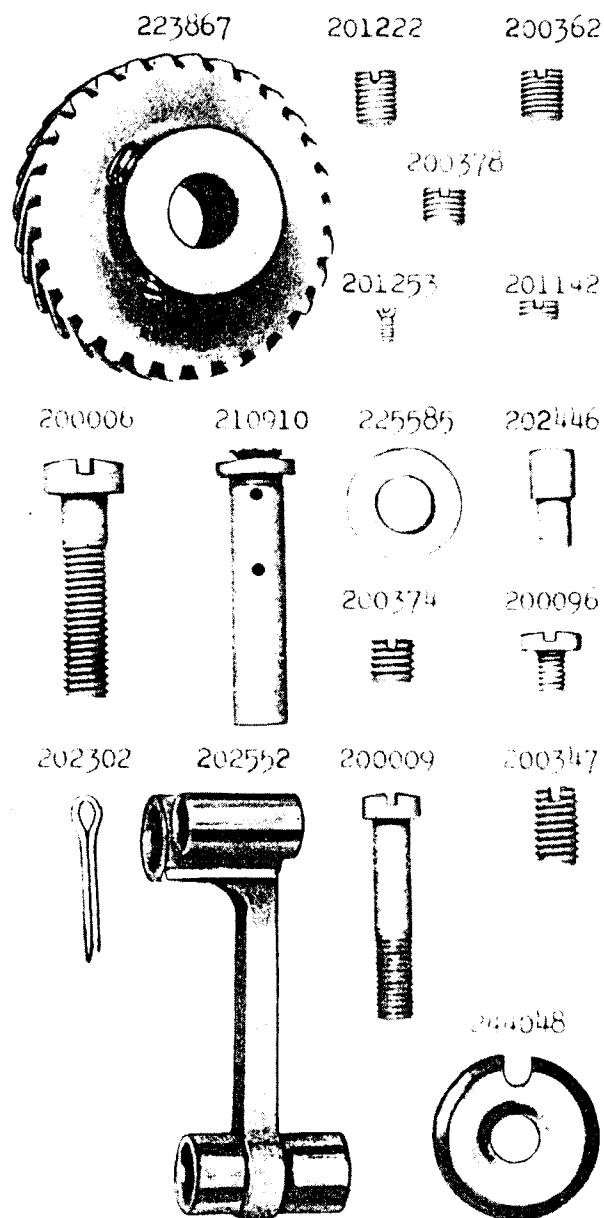
225382



# PLATE 10886 - FULL SIZE



# PLATE 13234 - FULL SIZE




# PLATE 14327 - FULL SIZE

200278



202248



204235



200004




202005



200502



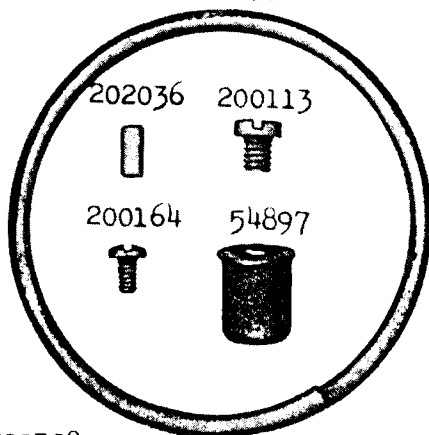
224139



224113



202253



202036



200113



200164



54897



200327



200328



200335



200602



200338



200357



# PLATE 14330—ONE-HALF SIZE

240020



224122




224111




237529



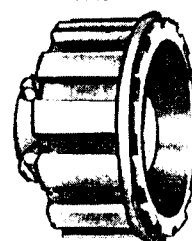
240018



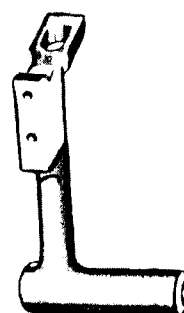
224024



224112



240037



223681



202692





PLATE 14331-FULL SIZE

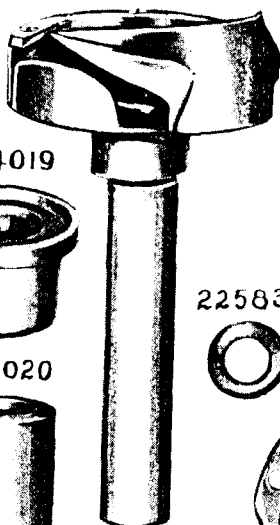
224052




224021



224115



223652



224019




225837



224020

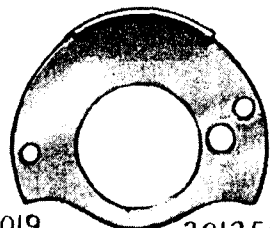


224100



224022

224025



224154



202443



201220



200446



200019



200590



200065



200189



201254



200173




202619



PLATE 14334 - ONE-HALF SIZE

120342



120343

225498



225497



41400



12361



225554



PLATE 14348—ONE-HALF SIZE




PLATE 14354—FULL SIZE

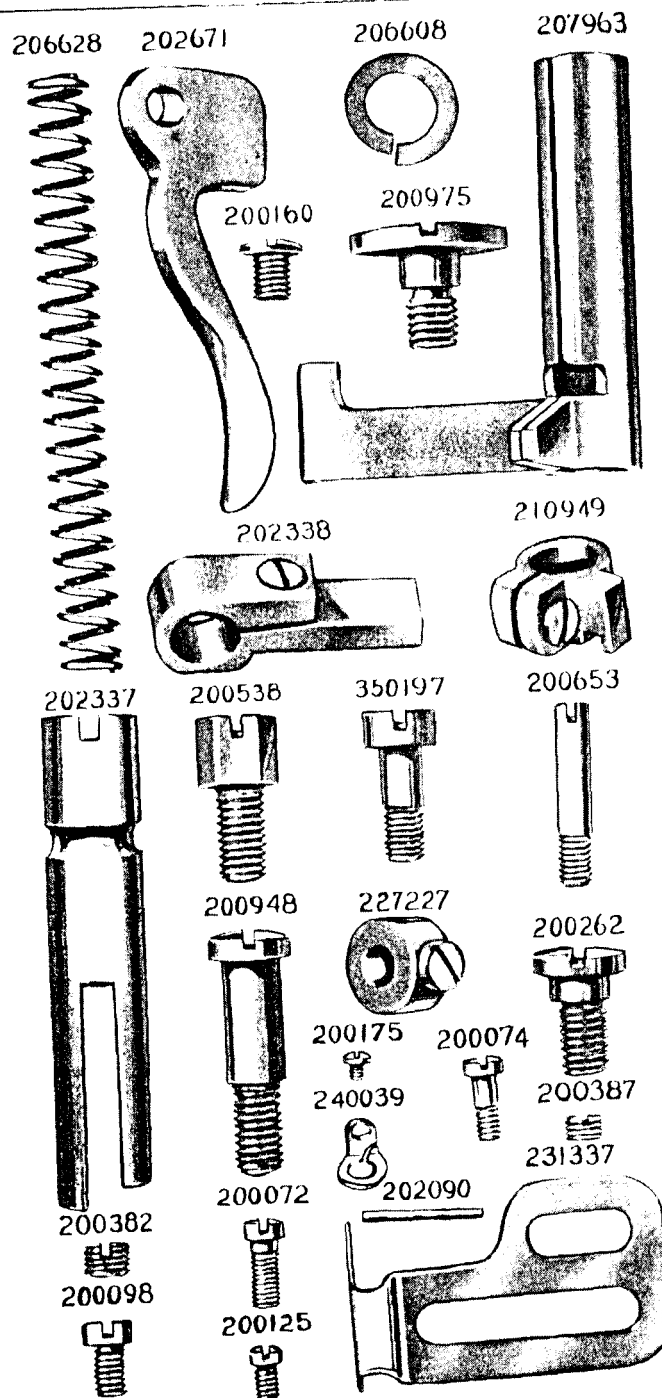


PLATE 14363—ONE-SIXTH SIZE

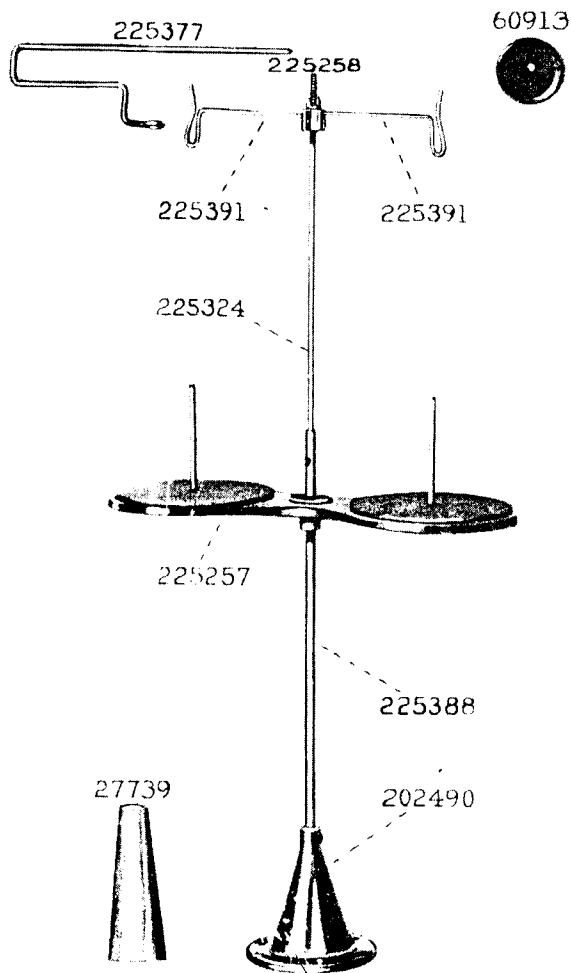


PLATE 14366 - FULL SIZE

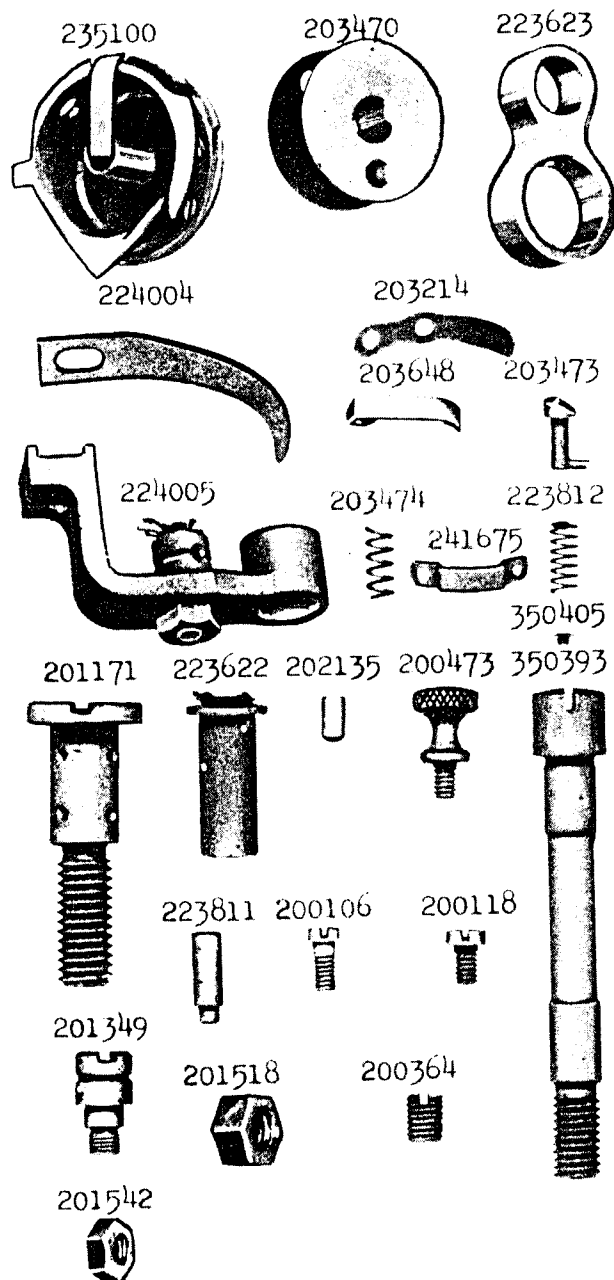




PLATE 15352 - ONE-FOURTH SIZE

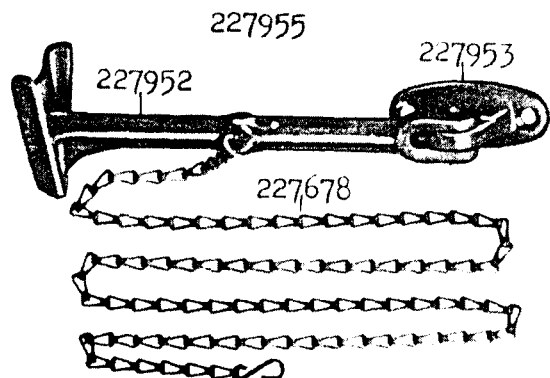
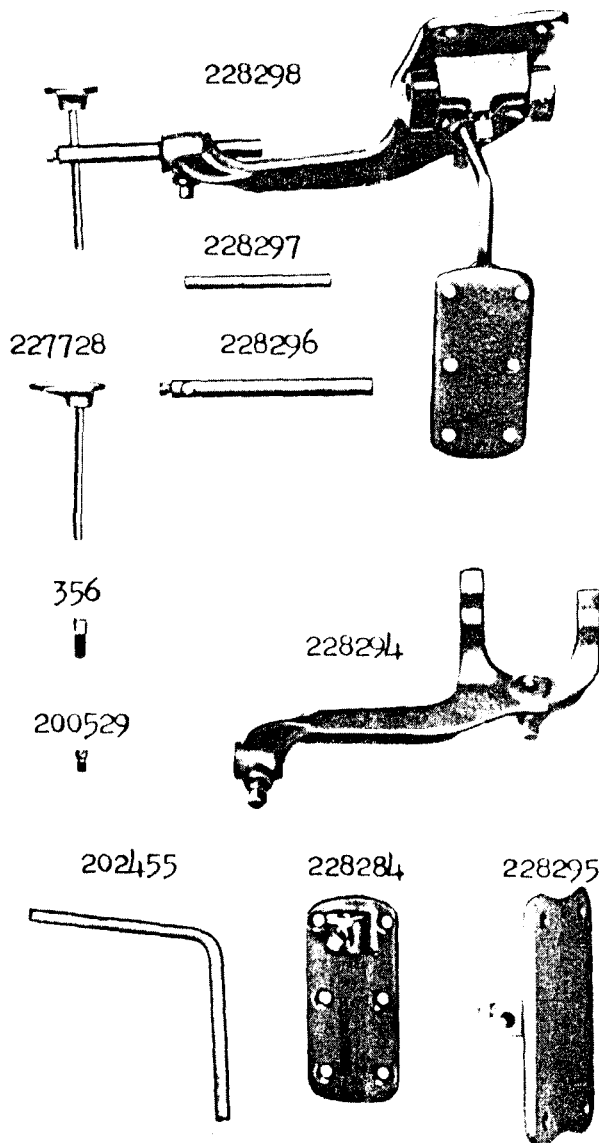
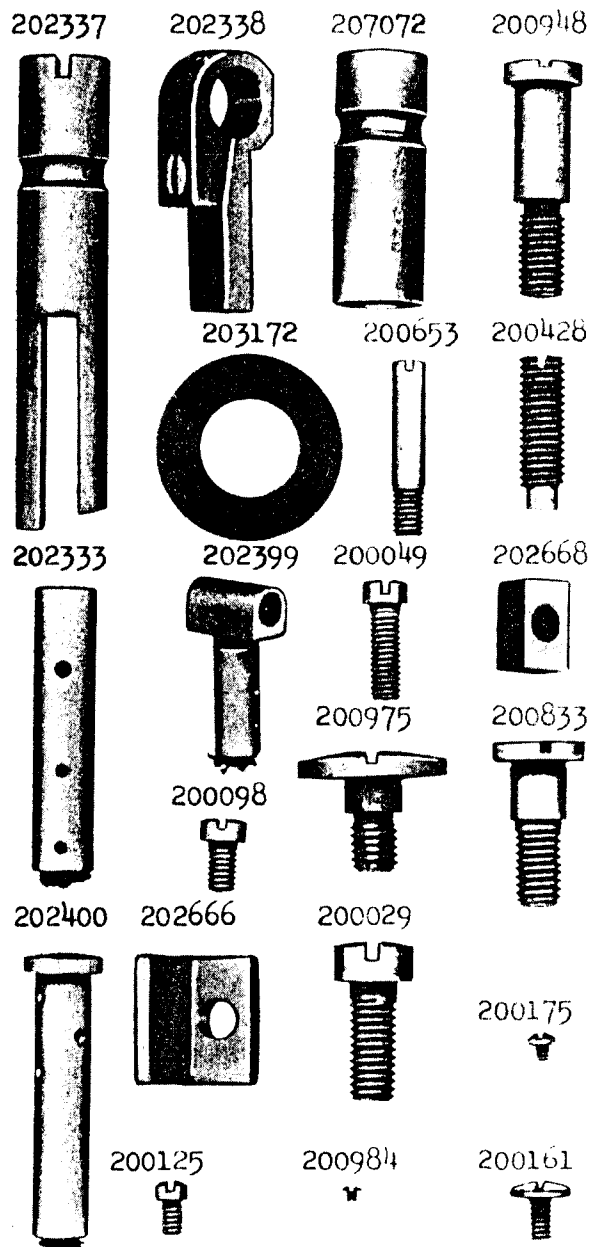


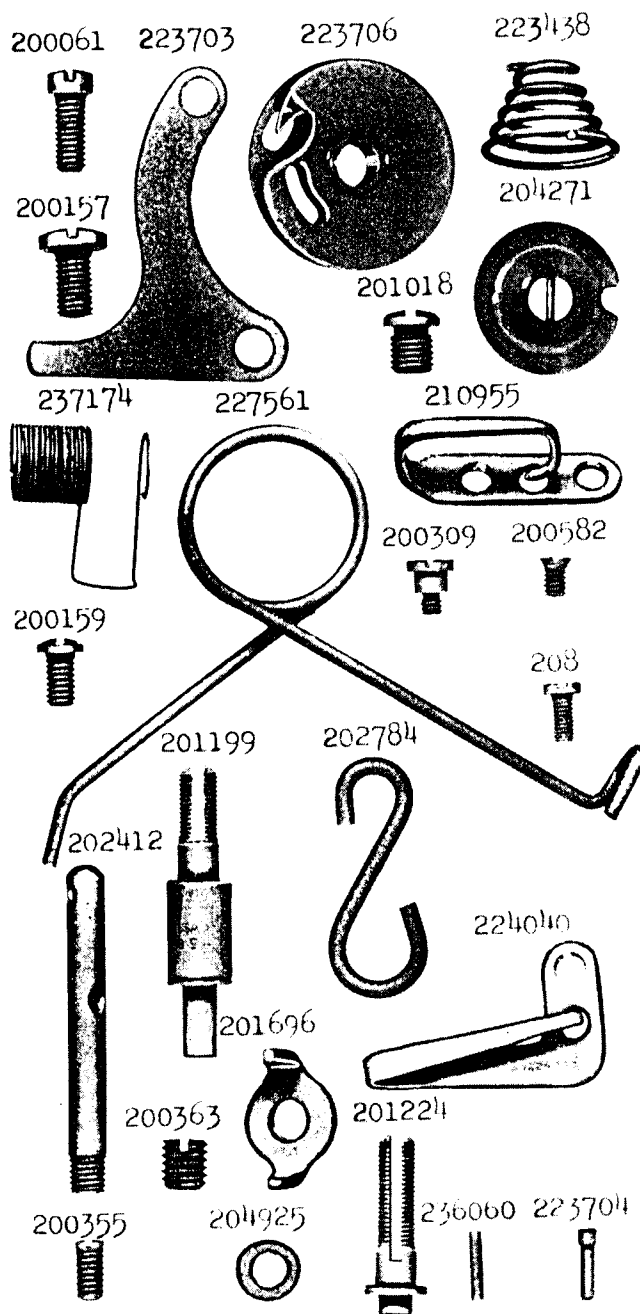
PLATE 15911-ONE-FOURTH SIZE



# PLATE 16577 - FULL SIZE




# PLATE 16578 - FULL SIZE




# PLATE 16582 - ONE-HALF SIZE


240069




207080



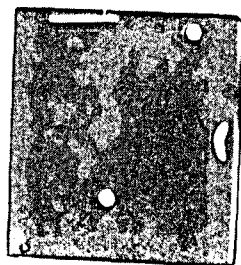
240802




240004




240003



240037



224104



# PLATE 16584 - ONE-HALF SIZE

208566



240020




224122



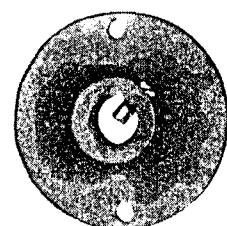
223652



202300



224108



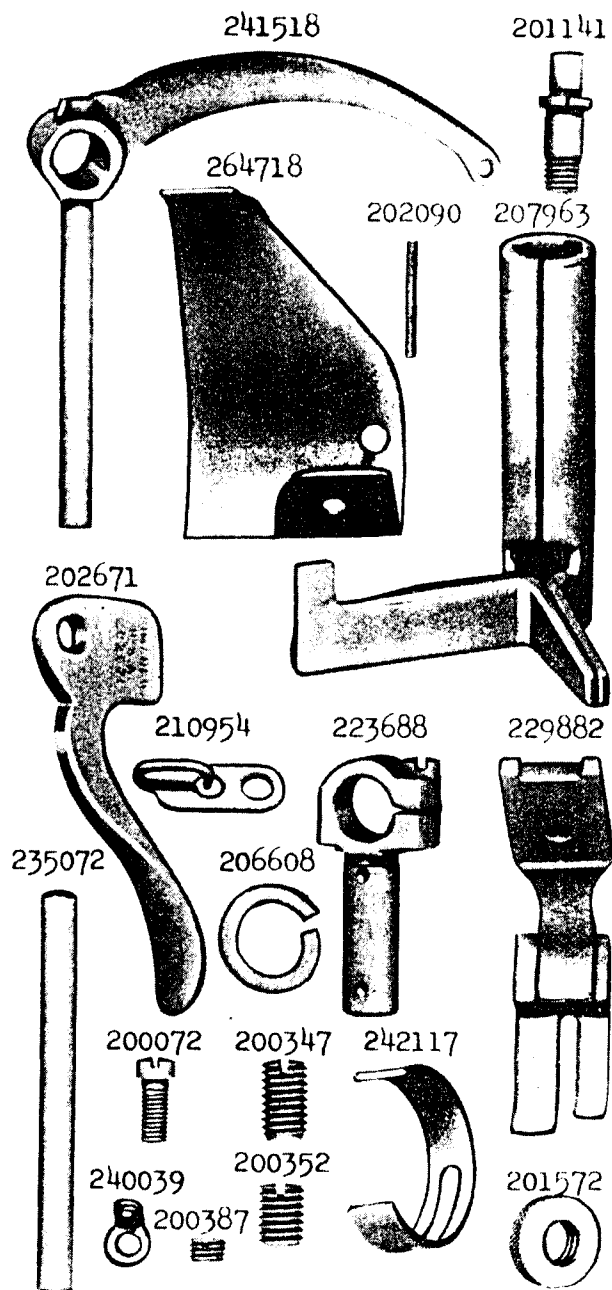
224111



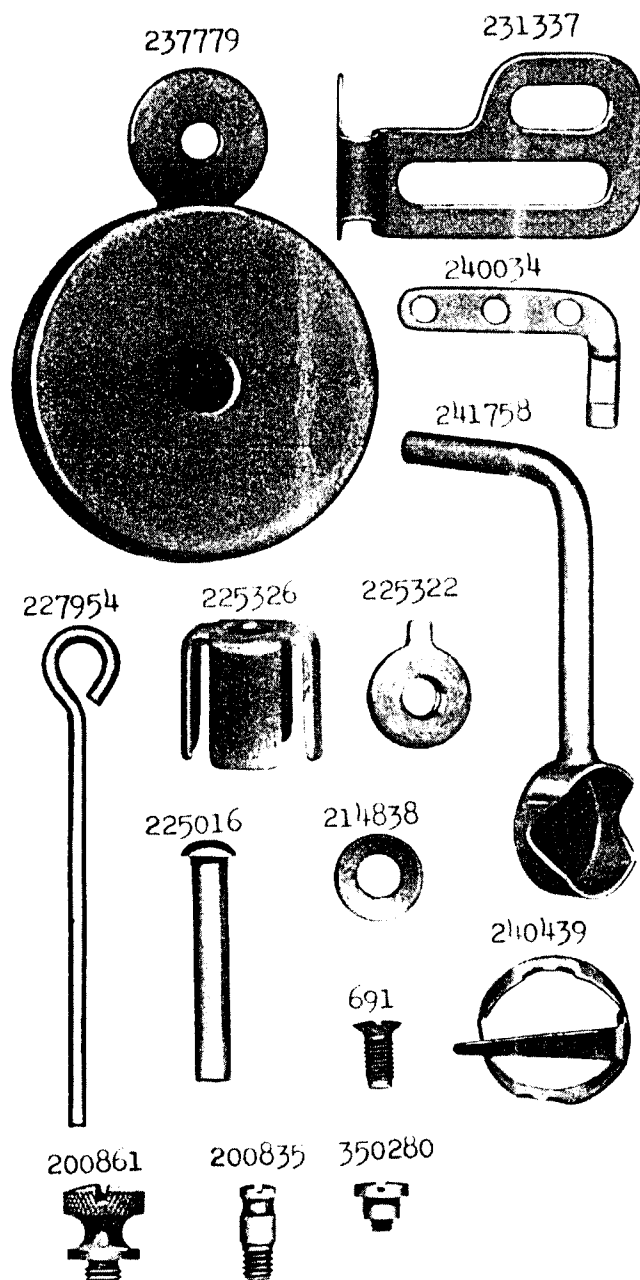
240067



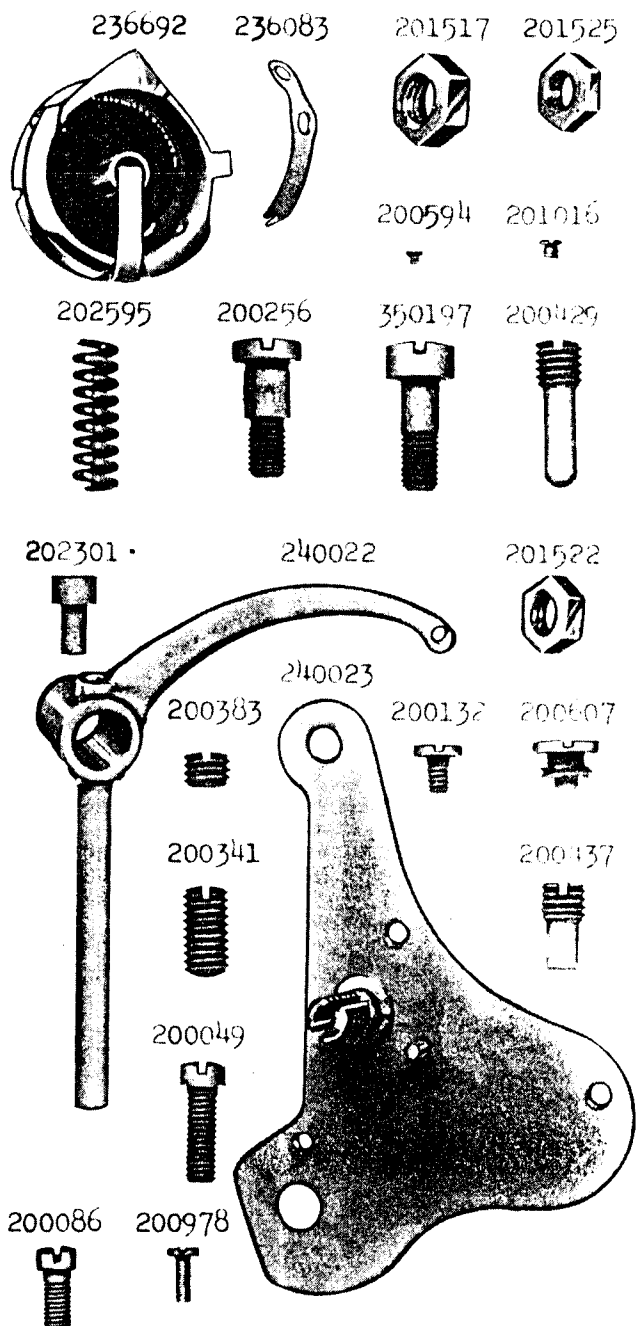
# PLATE 16586 - FULL SIZE



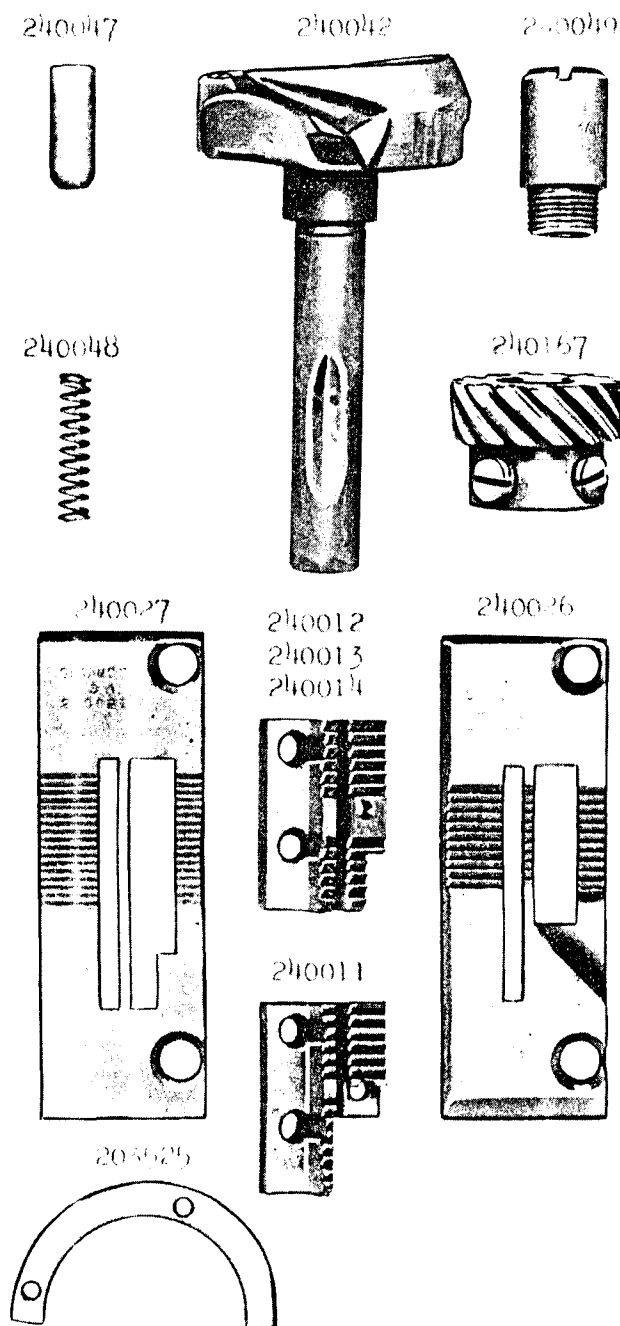
# PLATE 16587 - FULL SIZE



# PLATE 16589 - FULL SIZE



# PLATE 16590 - FULL SIZE

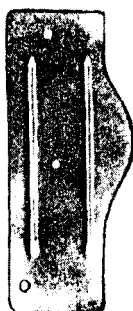


# PLATE 16591 - ONE-FOURTH SIZE


224102    240017    224106    223684    223693



237339    237777    210711



235096



223733



240068



223692



207965

